



Golden Son Limited

Registered Office: Khowajnar, P.O. : Ajimpara, P.S. : Karnaphuli, Chattogram, Bangladesh.

Tel: + 880 31 2864526, 617934, Fax: 031-610911

3rd. Quarter Financial Statements

Consolidated Statement of Financial Position (Un-audited)


as at 31 March 2022

Particulars	Notes	31 March 2022 Taka	30 June 2021 Taka
Assets			
Non-Current Assets:			
Property, Plant and Equipment	2.a	2,704,561,259	2,769,814,422
Capital Work-in-Progress	3.a	610,478,521	437,409,100
Investment	4.a	194,167,217	298,035,445
Current Assets:			
Inventories	5.a	1,233,893,887	1,173,683,527
Trade Receivables		1,759,438,558	1,732,593,143
Other Receivables		772,379,961	828,068,397
Investment in Shares & Securities		7,237,268	8,110,669
Advances, Deposits and Prepayments		432,183,621	453,900,027
Cash and Cash Equivalents	6.a	61,632,363	111,614,107
Total Assets		7,775,972,655	7,813,228,837
Equity and Liabilities			
Capital and Reserves:			
Paid Up Share Capital	7	1,717,297,720	1,717,297,720
Share Premium		1,090,156,184	1,090,156,184
Tax Holiday Reserve		50,567,296	50,567,296
Revaluation Reserve		344,730,384	349,393,212
AFS Reserve		(1,872,897)	1,093,001
Retained Earnings	8.a	318,458,746	263,173,854
Equity attributable to shareholders' of the company		3,519,337,433	3,471,681,267
Non-controlling interest		612	744
		3,519,338,045	3,471,682,011
Non-Current Liabilities:			
Deferred Tax	9.a	170,788,874	167,262,856
Long Term Loan		1,956,539,219	1,655,985,241
Lease Finance	10.a	-	606,352
Current Liabilities:			
Short Term Borrowings	11.a	857,218,698	1,416,554,025
Provisions for Expenses and other Liabilities		330,635,409	263,316,334
Liabilities for other Finance		50,776,259	57,752,517
Current Portion of Long Term Loan		658,557,924	574,054,426
Current Portion of Lease Finance		173,237	3,386,272
Unclaimed Dividend		90,758,556	95,279,259
Unearned Revenue		65,031,360	61,540,506
Liabilities for Income Tax		76,155,074	45,809,038
Total Liabilities		4,256,634,610	4,341,546,826
Total Equity and Liabilities		7,775,972,655	7,813,228,837
Net Asset Value Per Share (NAVPS)	17.a	20.49	20.22


Chairman


Managing Director


Director


CFO (Acting)


Company Secretary

Golden Son Limited


Consolidated Statement of Profit or Loss and Other Comprehensive Income (Un-audited) For the 3rd. Quarter ended 31 March 2022

Particulars	Notes	01 July 2021 to 31 March 2022 Taka	01 July 2020 to 31 March 2021 Taka	01 January 2022 to 31 March 2022 Taka	01 January 2021 to 31 March 2021 Taka
Turnover		527,639,250	714,113,669	130,516,510	287,852,961
Cost of Sales	12.a	360,036,003	505,358,530	79,870,269	202,373,398
Gross Profit		167,603,247	208,755,139	50,646,241	85,479,563
Operating Expenses	13.a	46,223,019	62,504,162	13,341,006	19,543,847
Trading Profit		121,380,228	146,250,977	37,305,235	65,935,716
Financial Expenses	14.a	61,851,894	135,015,489	11,047,276	36,884,693
Gross Operating Profit/ (Loss)		59,528,334	11,235,488	26,257,959	29,051,023
Non Operating Income		60,344,710	32,933,976	7,089,451	5,628,964
Profit before Tax for the Period		119,873,044	44,169,464	33,347,410	34,679,987
Current Tax	16.a	36,576,498	10,454,080	11,179,013	7,100,275
Deferred Tax		4,678,415	7,650,138	1,663,495	3,292,045
		41,254,913	18,104,218	12,842,508	10,392,320
Net Profit after Tax for the Period		78,618,131	26,065,246	20,504,902	24,287,667
Other Comprehensive Income/Loss :					
Unrealized Gain on securities available for sale		(3,295,442)	4,030,836	342,601.00	(2,474,652)
Related Deferred Tax		329,544	(403,084)	-34,261	247,465
Total Comprehensive Income		75,652,233	29,692,998	20,813,242	22,060,480
Loss Attributable to:					
Owners of the company		75,652,365	29,693,054	20,813,367	22,060,531
Non-controlling interest		(132)	(56)	(125)	(51)
Total Comprehensive Income		75,652,233	29,692,998	20,813,242	22,060,480
Earnings Per Share (EPS)	18.a	0.46	0.15	0.12	0.14
Number of shares used to compute EPS		171,729,772	171,729,772	171,729,772	171,729,772


Chairman


Managing Director


Director


CFO (Acting)


Company Secretary

Golden Son Limited

Consolidated Statement of Changes in Equity (Un-audited)
For the 3rd. Quarter ended 31 March 2022

Particulars	Share Capital Taka	Share Premium Taka	Tax holiday Reserve Taka	Revaluation Reserve Taka	AFS Reserve Taka	Retained Earnings Taka	Non-Controlling Interest	Total Taka
Balance as at 01 July, 2021	1,717,297,720	1,090,156,184	50,567,296	349,393,212	1,093,001	263,173,854	744	3,471,682,011
Transferred Revaluation Reserve	-	-	-	(5,485,680)	-	5,485,680	-	-
Cash Dividend (2.75%)	-	-	-	-	-	(28,819,051)	-	(28,819,051)
Deferred Tax	-	-	-	822,852	-	-	-	822,852
Other comprehensive income/loss for the period: (unrealised loss on securities available for sale)	-	-	-	-	(3,295,442)	-	-	(3,295,442)
Related Deferred Tax	-	-	-	-	329,544	-	-	329,544
Net Loss after tax for the period	-	-	-	-	-	78,618,263	(132)	78,618,131
Balance as at 31 March, 2022	1,717,297,720	1,090,156,184	50,567,296	344,730,384	(1,872,897)	318,458,746	612	3,519,338,045

For the 3rd. Quarter ended 31 March 2021

Particulars	Share Capital Taka	Share Premium Taka	Tax holiday Reserve Taka	Revaluation Reserve Taka	AFS Reserve Taka	Retained Earnings Taka	Non-Controlling Interest	Total Taka
Balance as at 01 July, 2020	1,717,297,720	1,090,156,184	50,567,296	355,900,824	(5,326,542)	230,541,525	1,112	3,439,138,119
Transferred Revaluation Reserve	-	-	-	(9,808,363)	-	9,808,363	-	-
Deferred Tax	-	-	-	1,471,255	-	-	-	1,471,255
Other comprehensive income/loss for the period: (unrealised loss on securities available for sale)	-	-	-	-	4,030,836	-	-	4,030,836
Related Deferred Tax	-	-	-	-	(403,084)	-	-	(403,084)
Cash Dividend (2.5%)	-	-	-	-	-	(26,199,150)	-	(26,199,150)
Net Loss after tax for the period	-	-	-	-	-	26,065,302	(56)	26,065,246
Balance as at 31 March, 2021	1,717,297,720	1,090,156,184	50,567,296	347,563,716	(1,698,790)	240,216,040	1,056	3,444,103,222


Chairman


Managing Director



Director


CFO (Acting)


Company Secretary

Golden Son Limited
Consolidated Statement of Cash Flows (Un-audited)
For the 3rd. Quarter ended 31 March 2022

Particulars	Notes	01 July 2021 to	01 July 2020 to
		31 March 2022	31 March 2021
		Taka	Taka
A. Cash Flows from Operating Activities			
Cash Receipts from Customers	20.a	513,784,689	562,297,268
Cash Paid to Suppliers and Employees	21.a	(283,783,272)	(424,606,491)
Cash Generated from Operations		230,001,417	137,690,777
Income Tax Paid		(20,797,609)	(2,932,386)
Receipt of Bank interest		97,815,628	302,760
Net cash flows from Operating Activities	22.a	307,019,436	135,061,151
B. Cash Flows from Investing Activities			
Acquisition of Property, Plant & Equipment		(9,711,339)	(72,856,229)
Payment for Capital Work-in-Progress		(173,069,421)	(115,338,527)
Dividend received on Shares & Securities		380,400	229,500
Encashment of FDR(s)		103,447,966	(550,000)
Received from sale of Share securities		2,063,886	66,236
Net cash used in Investing Activities		(76,888,508)	(188,449,020)
C. Cash Flows from Financing Activities			
Receipt of Short term Borrowings		784,718,988	661,984,113
Repayment of Short term Borrowings		(1,344,054,315)	(513,799,971)
Receipt from Long term Loans		2,334,618,068	1,062,042,984
Repayment of Long term Loans		(1,949,408,119)	(1,001,628,124)
Payment of Interest		(61,851,894)	(135,015,489)
(Repaid) / Received of Other finance		(6,976,258)	56,341,511
Repayment of Lease Finance		(3,819,387)	(1,216,030)
Dividend Paid		(33,339,754)	(15,580,989)
Net cash (used in) / flows from Financing Activities		(280,112,671)	113,128,005
Net (decrease) / increase in cash and cash equivalents (A+B+C)		(49,981,743)	59,740,136
Cash and cash equivalents at Beginning of the Period		111,614,106	39,716,756
Cash and Cash Equivalents at End of the Period		61,632,363	99,456,892
Net Operating Cash Flows Per Share (NOCFPS)	19.a	1.79	0.79


Chairman


Managing Director


Director


CFO (Acting)


Company Secretary

