



Golden Son Limited


Registered Office: Khowaj Nagar, P.O. : Ajimpara, P.S. : Karnaphuli, Chattagram, Bangladesh.

Tel: + 880 31 2864526, 617934, Fax: 031-610911

1st. Quarter Financial Statements


Consolidated Statement of Financial Position (Un-audited) as at 30 September 2022

Particulars	Notes	30 September 2022 Taka	30 June 2022 Taka
Assets			
Non-Current Assets:			
		3,418,202,355	3,395,946,137
Property, Plant and Equipment	2.a	2,667,758,967	2,690,787,323
Capital Work-in-Progress	3.a	686,707,781	641,302,957
Investment	4.a	63,735,607	63,855,857
Current Assets:			
		4,115,187,301	4,096,984,390
Inventories	5.a	1,371,254,826	1,352,064,526
Trade Receivables		1,636,773,333	1,651,284,883
Other Receivables		653,050,021	651,856,310
Investment in Shares & Securities		6,987,076	6,626,473
Advances, Deposits and Prepayments		392,281,713	390,848,469
Cash and Cash Equivalents	6.a	54,840,332	44,303,729
Total Assets		<u>7,533,389,656</u>	<u>7,492,930,527</u>
Equity and Liabilities			
Capital and Reserves:			
Paid up Share Capital	7	1,717,297,720	1,717,297,720
Share Premium		1,090,156,184	1,090,156,184
Tax Holiday Reserve		50,567,296	50,567,296
Revaluation Reserve		341,689,537	343,176,107
AFS Reserve		(2,098,071)	(2,422,614)
Retained Earnings	8.a	154,428,290	191,014,171
Equity attributable to shareholders' of the company		3,352,040,956	3,389,788,864
Non-controlling interest		(4,584)	(3,961)
Total shareholders' equity		<u>3,352,036,372</u>	<u>3,389,784,903</u>
Non-Current Liabilities:			
		2,058,691,900	2,029,959,874
Deferred Tax	9	158,891,977	157,703,315
Long Term Loan	10.a	1,899,799,923	1,872,256,559
Current Liabilities:			
		2,122,661,384	2,073,185,750
Short Term Borrowings	11.a	1,017,429,818	961,534,914
Provisions for Expenses and other Liabilities		216,154,931	224,542,974
Liabilities for other Finance		8,490,678	18,729,289
Current Portion of Long Term Loan	10.b	684,277,789	664,161,086
Current Portion of Lease Finance		-	86,611
Unclaimed Dividend		89,624,157	89,626,600
Unearned Revenue		62,131,019	71,997,440
Liabilities for Income Tax		44,552,992	42,506,836
Total Liabilities		<u>4,181,353,284</u>	<u>4,103,145,624</u>
Total Equity and Liabilities		<u>7,533,389,656</u>	<u>7,492,930,527</u>
Net Asset Value Per Share (NAVPS)	17.a	<u>19.52</u>	<u>19.74</u>


Chairman


Managing Director


Director


CFO (Acting)


Company Secretary

Golden Son Limited

Consolidated Statement of Profit or Loss and Other Comprehensive Income (Un-audited) For the 1st. Quarter ended 30 September 2022

Particulars	Notes	01 July to 30 September 2022 Taka	01 July to 30 September 2021 Taka
Turnover		141,602,786	192,946,344
Cost of Sales	12.a	138,696,868	144,776,288
Gross Profit		2,905,918	48,170,056
Operating Expenses	13.a	17,904,828	17,507,104
Trading Profit		(14,998,910)	30,662,952
Financial Expenses	14.a	25,962,297	25,261,502
Gross Operating (Loss) / Profit		(40,961,207)	5,401,450
Non Operating Income	15.a	6,086,891	39,242,847
(Loss) / Profit before Tax for the Period		(34,874,316)	44,644,297
Current Tax	16.a	2,046,156	12,614,604
Deferred Tax	9	1,414,938	1,489,859
Provision for Tax		3,461,094	14,104,463
Net (Loss) / Profit after Tax for the Period		(38,335,410)	30,539,834
Other Comprehensive Income/Loss :			
Unrealized Gain / (Loss) on securities available for sale		360,603	(234,162)
Related Deferred Tax		(36,060)	23,417
Total Comprehensive (Loss) / Income		(38,010,867)	30,329,089
(Loss) / Profit Attributable to:			
Owners of the company		(38,010,244)	30,329,096
Non-controlling interest		(623)	(7)
Total Comprehensive (Loss) / Income		(38,010,867)	30,329,089
Earnings Per Share (EPS)	18.a	(0.22)	0.18
Number of shares used to compute EPS		171,729,772	171,729,772


Chairman


Managing Director


Director


CFO (Acting)


Company Secretary

Golden Son Limited

Consolidated Statement of Changes in Equity (Un-audited)
For the 1st. Quarter ended 30 September 2022

Particulars	Share Capital Taka	Share Premium Taka	Tax holiday Reserve Taka	Revaluation Reserve Taka	AFS Reserve Taka	Retained Earnings Taka	Non-Controlling Interest	Total Taka
Balance as at 01 July 2022	1,717,297,720	1,090,156,184	50,567,296	343,176,107	(2,422,614)	191,014,171	(3,961)	3,389,784,903
Transferred Revaluation Reserve	-	-	-	(1,748,906)	-	1,748,906	-	-
Deferred Tax	-	-	-	262,336	-	-	-	262,336
Other comprehensive income/loss for the period: (unrealised profit on securities available for sale)	-	-	-	-	360,603	-	-	360,603
Related Deferred Tax	-	-	-	-	(36,060)	-	-	(36,060)
Net Loss after tax for the period	-	-	-	-	(38,334,787)	-	(623)	(38,335,410)
Balance as at 30 September 2022	1,717,297,720	1,090,156,184	50,567,296	341,689,537	(2,098,071)	154,428,290	(4,584)	3,352,036,372

For the 1st. Quarter ended 30 September 2021

Particulars	Share Capital Taka	Share Premium Taka	Tax holiday Reserve Taka	Revaluation Reserve Taka	AFS Reserve Taka	Retained Earnings Taka	Non-Controlling Interest	Total Taka
Balance as at 01 July 2021	1,717,297,720	1,090,156,184	50,567,296	349,393,212	1,093,001	263,173,854	744	3,471,682,011
Transferred Revaluation Reserve	-	-	-	(1,828,560)	-	1,828,560	-	-
Deferred Tax	-	-	-	274,284	-	-	-	274,284
Other comprehensive income/loss for the period: (unrealised loss on securities available for sale)	-	-	-	-	(234,162)	-	-	(234,162)
Related Deferred Tax	-	-	-	-	23,417	-	-	23,417
Net Profit after tax for the period	-	-	-	-	882,256	30,539,841	(7)	30,539,834
Balance as at 30 September 2021	1,717,297,720	1,090,156,184	50,567,296	347,838,936	882,256	295,542,255	737	3,502,285,384


Chairman


Managing Director



Director


CFO (Acting)


Company Secretary

Golden Son Limited
Consolidated Statement of Cash Flows (Un-audited)
For the 1st. Quarter ended 30 September 2022

Particulars	Notes	01 July to 30 September 2022 Taka	01 July to 30 September 2021 Taka
A. Cash Flows from Operating Activities			
Cash Received from Customers	20.a	146,247,915	186,925,742
Cash Paid to Suppliers and Employees	21.a	(156,179,765)	(201,688,543)
Cash Generated from Operations		(9,931,850)	(14,762,801)
Income Tax Paid		(1,040,387)	(6,339,346)
Received of Bank interest		30,135	44,592,255
Net cash (used in) / flows from Operating Activities		(10,942,102)	23,490,108
B. Cash Flows from Investing Activities			
Acquisition of Property, Plant & Equipment		(491,980)	(1,336,575)
Payment for Capital Work-in-Progress		(45,404,824)	(53,061,968)
Dividend received on Shares & Securities		93,000	380,400
Encashment of FDR(s)		-	57,650,000
Received from sale of Share securities		-	75,246
Net cash (used in) / flows from Investing Activities		(45,803,804)	3,707,103
C. Cash Flows from Financing Activities			
Received from Short term Borrowings		174,875,292	88,455,526
Repaid of Short term Borrowings		(118,980,388)	(708,748,440)
Received from Long term Loans		51,112,436	1,428,320,392
Repaid of Long term Loans		(3,452,369)	(826,509,153)
Paid of Interest		(25,962,297)	(25,261,502)
Repaid of other finance		(10,238,611)	(23,649,540)
Repaid of Lease Finance		(69,111)	(313,363)
Dividend Paid		(2,443)	(9,455,235)
Net cash flows from / (used in) Financing Activities		67,282,509	(77,161,315)
Net surplus / (deficit) in cash and cash equivalents (A+B+C)		10,536,603	(49,964,104)
Cash and cash equivalents at Beginning of the Period		44,303,729	111,614,107
Cash and Cash Equivalents at End of the Period		54,840,332	61,650,003
Net Operating Cash Flows Per Share (NOCFPS)	19.a	(0.06)	0.14


Chairman


Managing Director


Director


CFO (Acting)


Company Secretary

