



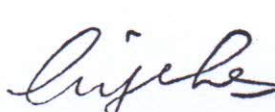
Golden Son Limited


Registered Office: Khowajnar, P.O. : Ajimpara, P.S. : Karnaphuli, Chittagong, Bangladesh.
Tel: + 880 31 2864526, 617934, Fax: 031-610911


3rd. Quarter Financial Statements

Consolidated Statement of Financial Position (Un-audited) As at 31 March 2018

Particulars	Notes	31 March 2018 Taka	30 June 2017 Taka
Assets			
Non-Current Assets:			
Property, Plant and Equipment	2.a	1,731,874,227	1,796,976,282
Capital Work-in-Progress		1,522,313,181	1,411,377,846
Investment	3.a	421,041,364	422,591,864
Current Assets:			
Inventories	4.a	1,216,687,076	1,287,295,341
Trade and other Receivables		1,347,966,733	1,341,027,800
Investment in Shares & Securities		9,371,158	10,914,610
Advances, Deposits and Prepayments		492,203,809	275,957,460
Cash and Cash Equivalents	5.a	26,323,144	17,536,685
Total Assets		6,767,780,692	6,563,677,888
Equity and Liabilities			
Capital and Reserves:			
Issued Share Capital	6	1,717,297,720	1,717,297,720
Share Premium		1,090,156,184	1,090,156,184
Tax Holiday Reserve		50,567,296	50,567,296
Revaluation Reserve		383,540,203	393,511,710
AFS Reserve		(3,104,861)	(1,999,433)
Retained Earnings		562,366,763	715,289,201
Equity attributable to shareholders' of the company		3,800,823,305	3,964,822,678
Non-controlling interest		2,542	3,472
		3,800,825,847	3,964,826,150
Non-Current Liabilities:			
Deferred Tax		134,510,991	138,105,602
Long Term Loan	8.a	937,722,228	560,443,490
Lease Finance	9	4,359,958	5,547,511
Current Liabilities:			
Short Term Borrowings	10.a	1,480,364,339	1,361,447,192
Provisions for Expenses and other Liabilities		396,366,320	498,010,596
Liabilities for other Finance		1,707,187	27,260,518
Current Portion of Lease Finance		2,033,354	2,143,428
Liabilities for Income Tax		9,890,468	5,893,402
Total Liabilities		2,966,954,845	2,598,851,739
Total Equity and Liabilities		6,767,780,692	6,563,677,888
Net Asset Value Per Share (NAVPS)		22.13	23.09


Chairman


Managing Director


CFO (Acting)


Company Secretary

Golden Son Limited
Consolidated Statement of Profit or Loss and Other Comprehensive Income (Un-audited)
For the 3rd. Quarter ended 31 March 2018

Particulars	Notes	01 July 2017 to 31 March 2018 Taka	01 July 2016 to 31 March 2017 Taka	01 January to 31 March 2018 Taka	01 January to 31 March 2017 Taka
Turnover		500,605,139	677,026,903	203,641,506	278,164,615
Cost of Sales	11.a	524,515,791	610,502,852	196,138,742	253,868,789
Gross Profit/ (Loss)		(23,910,652)	66,524,051	7,502,764	24,295,826
Operating Expenses	12.a	53,495,002	62,879,390	15,520,148	20,222,879
Trading Profit/ (Loss)		(77,405,654)	3,644,661	(8,017,384)	4,072,947
Financial Expenses	13.a	127,301,616	126,770,019	41,185,205	49,879,699
Gross Operating Profit/ (Loss)		(204,707,270)	(123,125,358)	(49,202,589)	(45,806,752)
Non Operating Income		42,794,882	63,547,317	13,580,560	24,048,719
Profit/(Loss) before Tax for the Period		(161,912,388)	(59,578,041)	(35,622,029)	(21,758,033)
Current Tax		4,454,273	9,611,816	1,273,079	3,813,445
Deferred Tax		(1,712,107)	5,493,591	2,309,540	1,911,030
		2,742,166	15,105,407	3,582,619	5,724,475
Net Profit/(Loss) after Tax for the Period		(164,654,554)	(74,683,448)	(39,204,648)	(27,482,508)
Other Comprehensive Income/Loss :					
Unrealized Gain/ (Loss) on securities available for sale		(3,449,845)	(660,097)	(3,652,205)	(1,436,952)
Related Deferred Tax		(122,825)	-	(114,645)	-
Total Comprehensive Income		(168,227,224)	(75,343,545)	(42,971,498)	(28,919,460)
Profit/(Loss) Attributable to:					
Owners of the company		(168,226,294)	(75,343,227)	(42,971,019)	(28,919,134)
Non-controlling interest		(930)	(318)	(479)	(326)
Total Comprehensive Income/ (Loss)		(168,227,224)	(75,343,545)	(42,971,498)	(28,919,460)
Earnings Per Share (EPS)		(0.96)	(0.43)	(0.23)	(0.16)
Number of shares used to compute EPS		171,729,772	171,729,772	171,729,772	171,729,772



Chairman



Managing Director



CFO (Acting)



Company Secretary

Golden Son Limited

Consolidated Statement of Changes in Equity (Un-audited)
For the 3rd. Quarter ended 31 March 2018

Particulars	Share Capital Taka	Share Premium Taka	Tax holiday Reserve Taka	Revaluation Reserve Taka	AFS Reserve Taka	Retained Earnings Taka	Non-Controlling Interest	Total Taka
Balance as of 01 July 2017	1,717,297,720	1,090,156,184	50,567,296	393,511,710	(1,999,433)	715,289,201	3,472	3,964,826,150
Transferred Revaluation Reserve	-	-	-	(11,731,186)	-	11,731,186	-	-
Deferred Tax	-	-	-	1,759,679	-	-	-	1,759,679
Other comprehensive income/loss for the period: (unrealised loss on securities available for sale)	-	-	-	-	(1,450,413)	-	-	(1,450,413)
Related Deferred Tax	-	-	-	-	344,985	-	-	344,985
Net loss after tax for the period	-	-	-	-	(164,653,624)	(930)	(930)	(164,654,554)
Balance as of 31 March 2018	1,717,297,720	1,090,156,184	50,567,296	383,540,203	(3,104,861)	562,366,763	2,542	3,800,825,847

For the 3rd. Quarter ended 31 March 2017

Particulars	Share Capital Taka	Share Premium Taka	Tax holiday Reserve Taka	Revaluation Reserve Taka	AFS Reserve Taka	Retained Earnings Taka	Non-Controlling Interest	Total Taka
Balance as of 01 July 2016	1,717,297,720	1,090,156,184	50,567,296	404,581,709	(1,581,524)	966,815,306	1,000	4,227,837,691
Transferred Revaluation Reserve	-	-	-	(12,462,347)	-	12,462,347	-	-
Deferred Tax	-	-	-	1,869,351	-	(49,898,300)	-	1,869,351
Cash Dividend (5%)	-	-	-	-	-	-	-	(49,898,300)
Other comprehensive income/loss for the period: (unrealised loss on securities available for sale)	-	-	-	-	921,427	-	-	921,427
Non controlling Interest	-	-	-	-	-	-	4,000	4,000
Net loss after tax for the period	-	-	-	-	(660,097)	(74,683,448)	-	(74,683,448)
Balance as of 31 March 2017	1,717,297,720	1,090,156,184	50,567,296	393,988,713	(660,097)	854,695,905	5,000	4,106,050,721

Golden Son Limited
Consolidated Statement of Cash Flows (Un-audited)
For the 3rd. Quarter ended 31 March 2018

Particulars	01 July 2017 to 31 March 2018 Taka	01 July 2016 to 31 March 2017 Taka
A. Cash Flows from Operating Activities		
Cash Receipts from Customers	526,587,613	764,060,657
Cash Paid to Suppliers and Employees	<u>(718,778,322)</u>	<u>(705,667,659)</u>
Cash Generated from Operations	(192,190,709)	58,392,998
Income Tax Paid	(13,622,624)	(11,536,151)
Receipt of Bank interest	<u>2,118,366</u>	<u>349,886</u>
Net cash (used in) / flows from Operating Activities	<u>(203,694,967)</u>	<u>47,206,733</u>
B. Cash Flows from Investing Activities		
Acquisition of Property, Plant & Equipment	(14,998,361)	(67,940,491)
Payment for Capital Work-in-Progress	(110,935,335)	(186,585,105)
Sales of shares	315,199	(1,403,203)
Dividend received on Shares & Securities	226,600	441,200
Investment	<u>1,275,000</u>	<u>(75,400,000)</u>
Net cash used in Investing Activities	<u>(124,116,897)</u>	<u>(330,887,599)</u>
C. Cash Flows from Financing Activities		
Receipt of Short term Borrowings	1,036,047,545	1,923,470,534
Repayment of Short term Borrowings	(917,130,398)	(1,771,953,022)
Receipt of Long term Borrowings	478,456,684	290,831,301
Repayment of long term Borrowings	(101,177,946)	(42,800,000)
Payment of Interest	(127,301,616)	(125,210,019)
(Repayment) / Receipt from Other finance	(25,553,331)	6,086,730
Repayment of Lease Finance	(1,297,627)	(1,174,303)
Dividend Paid	(5,444,988)	(19,156,553)
Proceeds of share capital	<u>-</u>	<u>40,000,000</u>
Net cash flows from Financing Activities	<u>336,598,323</u>	<u>300,094,668</u>
Net increase in cash and cash equivalents (A+B+C)	8,786,458	16,413,802
Cash and cash equivalents at beginning of the period	<u>17,536,686</u>	<u>10,827,388</u>
Cash and Cash Equivalents at End of the Period	<u>26,323,144</u>	<u>27,241,190</u>
Net Operating Cash Flows Per Share	<u>(1.19)</u>	<u>0.27</u>

